

# Production Worksheet

Wilcom TrueSizer


Design: E-20037 8x8

Colorway: Madeira Classic 40

Stitches: 38974  
Colors: 6  
Height: 6.78 in  
Width: 6.68 in  
Zoom: 0.73



Machine format: Tajima  
Color changes: 6  
Stops: 7  
Trims: 14  
Auto fabric: Fabric Name  
Required stabilizer: Stabilizer  
Left: 84.8 mm  
Right: 84.8 mm  
Up: 86.1 mm  
Down: 86.1 mm  
EndX: 0.00 in  
EndY: 0.00 in  
Area: 45.27 in<sup>2</sup>  
Max Stitch: 7.0 mm  
Min Stitch: 0.4 mm  
Max jump: 7.0 mm  
Total Thread: 842.58ft  
Total bobbin: 346.21ft



Stop Sequence:

#	N#	St.	Code	Description	Brand
1.	19	22832	1010	Light Grey	Madeira Classic 40
2.	25	7828	1029		Madeira Classic 40
3.	8	1207	1134	Dark blue	Madeira Classic 40
4.	5	1098	1094	Sky	Madeira Classic 40
5.	14	2056	1000	Emerald Black	Madeira Classic 40
6.	13	616	1001	Super White	Madeira Classic 40
7.	14	3335	1000	Emerald Black	Madeira Classic 40

# Production Worksheet

Wilcom TrueSizer

Design: E-20037 6x6

Colorway: Madeira Classic 40


Stitches: 29422  
Colors: 6  
Height: 5.78 in  
Width: 5.71 in  
Zoom: 0.85



Machine format: Tajima  
Color changes: 6  
Stops: 7  
Trims: 14  
Auto fabric: Fabric Name  
Required stabilizer: Stabilizer  
Left: 72.5 mm  
Right: 72.5 mm  
Up: 73.5 mm  
Down: 73.5 mm  
EndX: 0.00 in  
EndY: 0.00 in  
Area: 33.04 in<sup>2</sup>  
Max Stitch: 7.0 mm  
Min Stitch: 0.4 mm  
Max jump: 7.0 mm  
Total Thread: 623.85ft  
Total bobbin: 253.73ft

Stop Sequence:

#	N#	St.	Code	Description	Brand
1.	19	16991	1010	Light Grey	Madeira Classic 40
2.	2	5862	1029		Madeira Classic 40
3.	8	1011	1134	Dark blue	Madeira Classic 40
4.	5	935	1094	Sky	Madeira Classic 40
5.	14	1605	1000	Emerald Black	Madeira Classic 40
6.	13	486	1001	Super White	Madeira Classic 40
7.	14	2530	1000	Emerald Black	Madeira Classic 40




# Production Worksheet

Wilcom TrueSizer  
 Design: E-20037 5x5  
 Colorway: Madeira Classic 40

Stitches: 42501  
 Colors: 6  
 Height: 4.79 in  
 Width: 4.74 in  
 Zoom: 1.01



Machine format: Tajima  
 Color changes: 13  
 Stops: 14  
 Trims: 28  
 Auto fabric: Fabric Name  
 Required stabilizer: Stabilizer  
 Left: 60.2 mm  
 Right: 60.2 mm  
 Up: 60.8 mm  
 Down: 60.8 mm  
 EndX: 0.00 in  
 EndY: 0.00 in  
 Area: 22.69 in<sup>2</sup>  
 Max Stitch: 7.0 mm  
 Min Stitch: 0.3 mm  
 Max jump: 7.0 mm  
 Total Thread: 877.45ft  
 Total bobbin: 351.80ft



Stop Sequence:

#	N#	St.	Code	Description	Brand
1.	19	12037	1010	Light Grey	Madeira Classic 40
2.	2	4176	1029		Madeira Classic 40
3.	8	827	1134	Dark blue	Madeira Classic 40
4.	5	770	1094	Sky	Madeira Classic 40
5.	14	1200	1000	Emerald Black	Madeira Classic 40
6.	13	379	1001	Super White	Madeira Classic 40
7.	14	1852	1000	Emerald Black	Madeira Classic 40
8.	19	12046	1010	Light Grey	Madeira Classic 40
9.	2	4176	1029		Madeira Classic 40
10.	8	827	1134	Dark blue	Madeira Classic 40
11.	5	770	1094	Sky	Madeira Classic 40
12.	14	1200	1000	Emerald Black	Madeira Classic 40
13.	13	379	1001	Super White	Madeira Classic 40
14.	14	1860	1000	Emerald Black	Madeira Classic 40


# Production Worksheet

Wilcom TrueSizer  
 Design: E-20037 4x4  
 Colorway: Madeira Classic 40

Stitches: 14304  
 Colors: 6  
 Height: 3.79 in  
 Width: 3.75 in  
 Zoom: 1.31



Machine format: Tajima  
 Color changes: 6  
 Stops: 7  
 Trims: 14  
 Auto fabric: Fabric Name  
 Required stabilizer: Stabilizer  
 Left: 47.7 mm  
 Right: 47.7 mm  
 Up: 48.1 mm  
 Down: 48.1 mm  
 EndX: 0.00 in  
 EndY: 0.00 in  
 Area: 14.22 in<sup>2</sup>  
 Max Stitch: 6.9 mm  
 Min Stitch: 0.3 mm  
 Max jump: 6.9 mm  
 Total Thread: 284.90ft  
 Total bobbin: 111.65ft



Stop Sequence:

#	N#	St.	Code	Description	Brand
1.	19	7861	1010	Light Grey	Madeira Classic 40
2.	2	2787	1029		Madeira Classic 40
3.	8	645	1134	Dark blue	Madeira Classic 40
4.	5	602	1094	Sky	Madeira Classic 40
5.	14	866	1000	Emerald Black	Madeira Classic 40
6.	13	275	1001	Super White	Madeira Classic 40
7.	14	1266	1000	Emerald Black	Madeira Classic 40